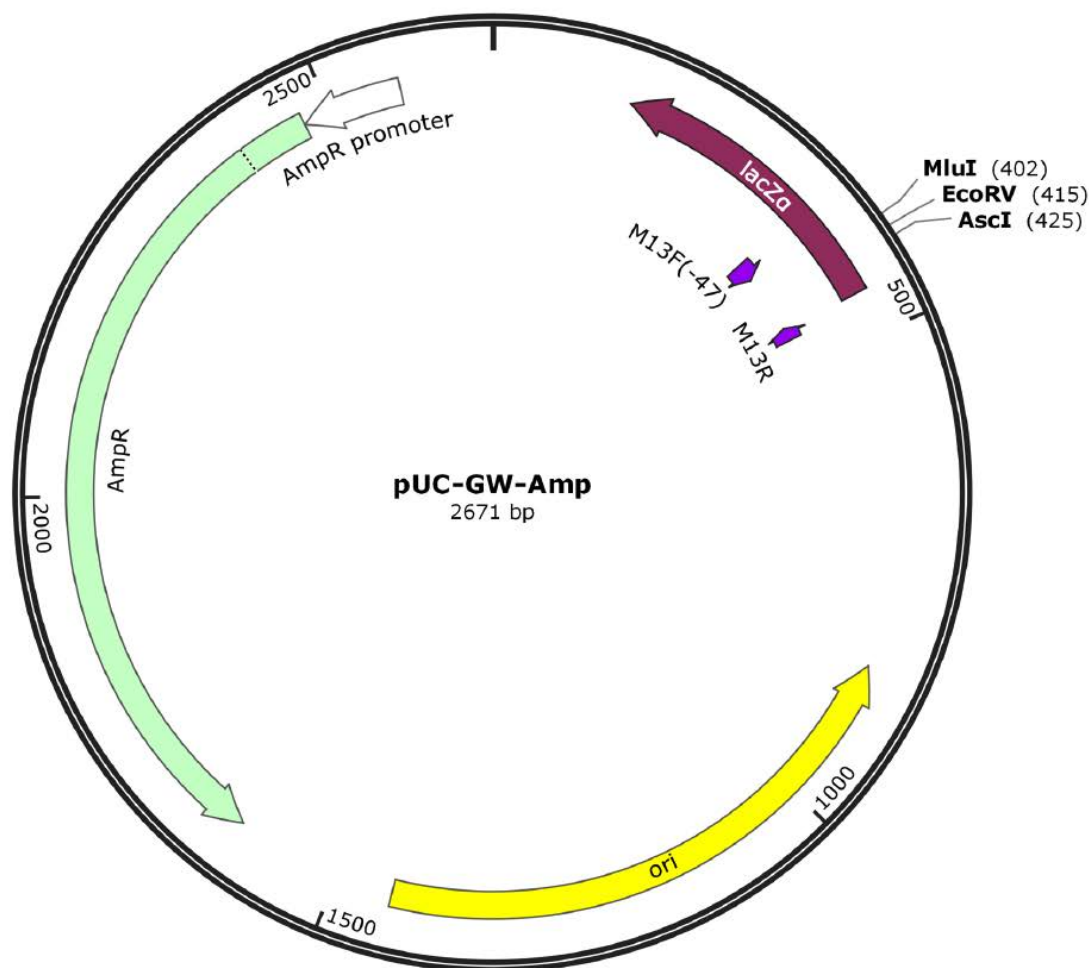




pUC-GW-AMP Vector Map



Cloning Site



M13F(-21): 5'-d(TGT AAA ACG ACG GCC AGT)-3'

M13F(-47): 5'-d(CGC CAG GGT TTT CCC AGT CAC GAC)-3'

M13R: 5'-d(CAG GAA ACA GCT ATG AC)-3'



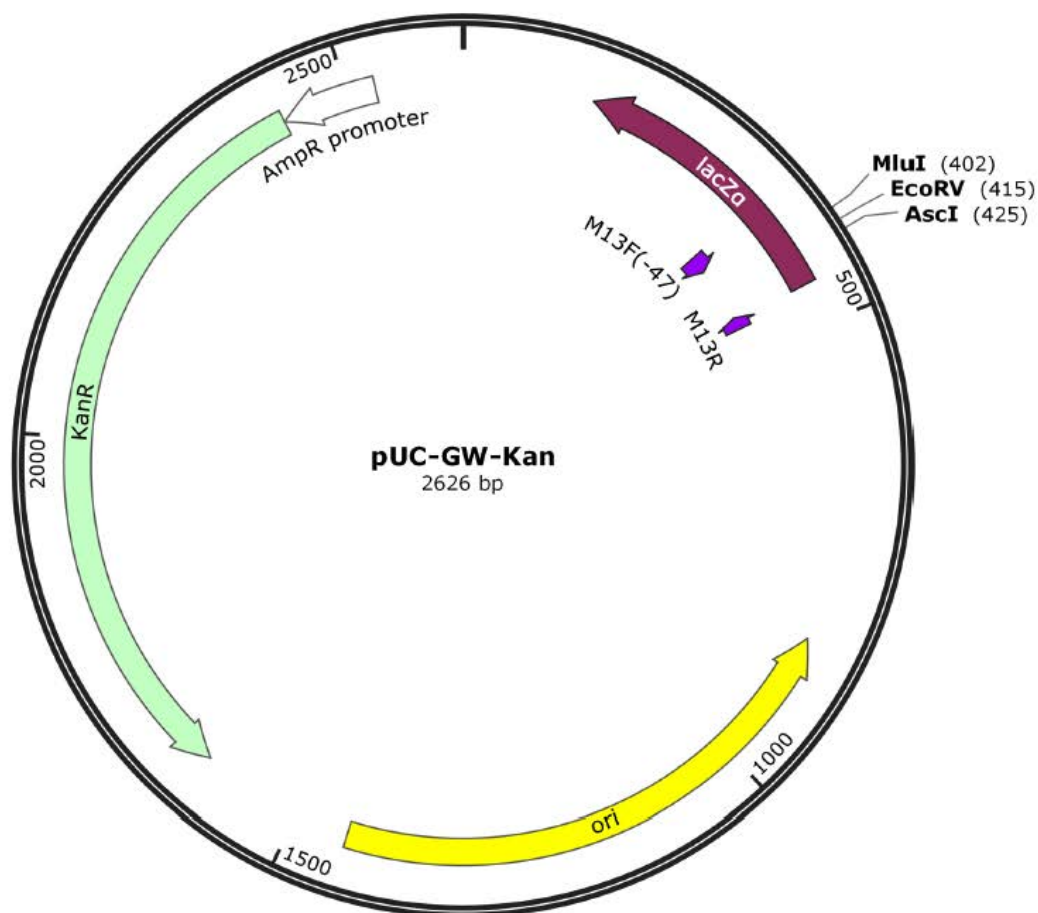

pUC-GW-Amp Sequence (2671 bp)




TCGCGCGTTTTCGGTGATGACGGTGAAAACCTCTGACACATGCAGCTCCCGGAGACTGTCACAGCTTGTCTGTAAGCGG
ATGCCGGGAGCAGACAAGCCCGTCAGGGCGCGTCAGCGGGTGTGGCGGGTGTGCGGGCTGGCTTAACTATGCCGGC
ATCAGAGCAGATTGTACTGAGAGTGCACCATATGCGGTGTGAAATACCGCACAGATGCGTAAGGAGAAAATACCGCATC
AGGCGCCATTCGCCATTCAGGCTGCGCAACTGTTGGGAAGGGCGATCGGTGCGGGCCTCTTCGCTATTACGCCAGCT
GGCGAAAGGGGGATGTGCTGCAAGGCGATTAAGTTGGGTAACGCCAGGGTTTTCCAGTCACGACGTTGTA AACGAC
GGCCAGTGAATTGACGCGTATTGGGATATCCCAATGGCGCGCCGAGCTTGGCGTAATCATGGTCATAGCTGTTTTCTGT
GTGAAATTGTTATCCGCTCACAAATCCACACAACATACGAGCCGGAAGCATAAAGTGTA AAGCCTGGGGTGCCTAATGA
GTGAGCTAACTCACATTAATTGCGTTGCGCTCACTGCCCGCTTCCAGTCGGGAAACCTGTCGTGCCAGCTGCATTAAT
GAATCGGCCAACGCGCGGGGAGAGGCGGTTTGCATTGGGCGCTGTTCCGCTTCTCGCTCACTGACTCGCTGCGC
TCGGTCGTTCCGGCTGCGGCGAGCGGTATCAGCTCACTCAAAGGCGGTAATACGTTATCCACAGAATCAGGGGATAAC
GCAGGAAAGAACATGTGAGCAAAAGGCCAGCAAAAGGCCAGGAACCGTAAAAAGGCCGCGTTGCTGGCGTTTTTCCAT
AGGCTCCGCCCCCTGACGAGCATCACAAAATCGACGCTCAAGTCAGAGGTGGCGAAACCCGACAGGACTATAAAGA
TACCAGGCGTTTTCCCCCTGGAAGCTCCCTCGTGCGCTCTCCTGTTCCGACCCTGCCGTTACCGGATACCTGTCCGCC
TTTTCTCCCTTCGGGAAGCGTGCGCTTTCTCATAGCTCACGCTGTAGGTATCTCAGTTCGGTGTAGGTCGTTCCGCTCCA
AGCTGGGCTGTGTGCACGAACCCCGTTCAGCCCGACCCTGCGCCTTATCCGGTAACTATCGTCTTGAGTCCAACC
CGGTAAGACACGACTTATCGCCACTGGCAGCAGCCACTGGTAACAGGATTAGCAGAGCGAGGTATGTAGGCGGTGCTA
CAGAGTTCCTTGAAGTGGTGGCCTAACTACGGCTACACTAGAAGAACAGTATTTGGTATCTGCGCTCTGCTGAAGCCAGT
TACCTTCGGAAAAAGAGTTGGTAGCTCTTGATCCGGCAAACAAACCACCGCTGGTAGCGGTGGTTTTTTTTGTTTGAAG
CAGCAGATTACGCGCAGAAAAAAGGATCTCAAGAAGATCCTTTGATCTTTTCTACGGGGTCTGACGCTCAGTGGAAACG
AAAACCTCACGTTAAGGGATTTTTGGTCATGAGATTATCAAAAAGGATCTTACCTAGATCCTTTTAAATTA AAAATGAAGTTT
TAAATCAATCTAAAGTATATATGAGTAACTTGGTCTGACAGTTACCAATGCTTAATCAGTGAGGCACCTATCTCAGCGATC
TGTCTATTTTCGTTTCATCCATAGTTGCCTGACTCCCGCTCGTGTAGATAACTACGATACGGGAGGGCTTACCATCTGGCCC
CAGTGCTGCAATGATACCGCGAGAACCACGCTCACCGGCTCCAGATTTATCAGCAATAAACCAGCCAGCCGGAAGGGC
CGAGCGCAGAAGTGGTCTGCAACTTTATCCGCCTCCATCCAGTCTATTAATTGTTGCCGGGAAGCTAGAGTAAGTAGT
TCGCCAGTTAATAGTTTGCGCAACGTTGTTGCCATTGCTACAGGCATCGTGGTGTACGCTCGTCTGTTGGTATGGCTT
CATTACGCTCCGTTCCCAACGATCAAGGCGAGTTACATGATCCCCATGTTGTGCAAAAAGCGGTTAGCTCCTTCGG
TCCTCCGATCGTTGTCAGAAGTAAGTTGGCCGCACTGTTACTCATGGTTATGGCAGCACTGCATAATTCTCTTACTG
TCATGCCATCCGTAAGATGCTTTTTCTGTGACTGGTGAGTACTCAACCAAGTCATTCTGAGAATAGTGTATGCGGCGACCG
AGTTGCTCTTGCCCGGCGTCAATACGGGATAATACCGCGCCACATAGCAGAACTTTAAAAGTGCTCATCATTGGAAAAC
GTTCTTCGGGGCGAAAACCTCAAGGATCTTACCGCTGTTGAGATCCAGTTCGATGTAACCCACTCGTGCACCCAACTG
ATCTTCAGCATCTTTTACTTTACCAGCGTTTCTGGGTGAGCAAAAACAGGAAGGCAAAATGCCGCAAAAAGGGAATA
AGGGCGACACGGAAATGTTGAATACTCATACTCTTCTTTTTCAATATTATTGAAGCATTTATCAGGGTTATTGTCTCATGA
GCGGATACATATTTGAATGATTTAGAAAAATAAACAATAGGGGTTCCGCGCACATTTCCCGAAAAGTGCCACCTGAC
GTCTAAGAAACCATTATTATCATGACATTAACCTATAAAAATAGGCGTATCACGAGGCCCTTTTGTG



pUC-GW-Kan Vector Map




Cloning Site



M13F(-21): 5'-d(TGT AAA ACG ACG GCC AGT)-3'
 M13F(-47): 5'-d(CGC CAG GGT TTT CCC AGT CAC GAC)-3'
 M13R: 5'-d(CAG GAA ACA GCT ATG AC)-3'



pUC-GW-Kan Sequence (2626 bp)



TCGCGCGTTTTCGGTGATGACGGTGAAAACCTCTGACACATGCAGCTCCCGGAGACTGTCACAGCTTGTCTGTAAGCGG
ATGCCGGGAGCAGACAAGCCCGTCAGGGCGCGTCAGCGGGTGTGGCGGGTGTGCGGGCTGGCTTAACTATGCGGC
ATCAGAGCAGATTGTACTGAGAGTGCACCATATGCGGTGTGAAATACCGCACAGATGCGTAAGGAGAAAATACCGCATC
AGGCGCCATTCGCCATTCAGGCTGCGCAACTGTTGGGAAGGGCGATCGGTGCGGGCCTCTTCGCTATTACGCCAGCT
GGCGAAAGGGGATGTGCTGCAAGGCGATTAAGTTGGGTAACGCCAGGGTTTTCCAGTCACGACGTTGTA AACGAC
GGCCAGTGAATTGACGCGTATTGGGATATCCCAATGGCGCGCCGAGCTTGGCTCGAGCATGGTCATAGCTGTTTCCTGT
GTGAAATTGTTATCCGCTCACAATCCACACAACATACGAGCCGGAAGCATAAAGTGTA AAGCCTGGGGTGCCTAATGA
GTGAGCTAACTCACATTAATTGCGTTGCGCTCACTGCCCGTTTTCCAGTCGGGAAACCTGTCGTGCCAGCTGCATTAAT
GAATCGGCCAACGCGCGGGGAGAGGCGGTTTTCGCTATTGGGCGCTGTTCCGCTTCTCGCTCACTGACTCGCTGCGC
TCGGTCGTTCCGGCTGCGGCGAGCGGTATCAGCTCACTCAAAGGCGGTAATACGTTATCCACAGAATCAGGGGATAAC
GCAGGAAAGAACATGTGAGCAAAAGGCCAGCAAAAGGCCAGGAACCGTAAAAAGGCCGCGTTGCTGGCGTTTTTCCAT
AGGCTCCGCCCCCTGACGAGCATCACAAAATCGACGCTCAAGTCAGAGGTGGCGAAACCCGACAGGACTATAAAGA
TACCAGGCGTTTTCCCTGGAAGCTCCCTCGTGCGCTCTCCTGTTCCGACCCTGCCGTTACCGGATACCTGTCCGCC
TTTCTCCCTTCGGGAAGCGTGCGCTTTTCTCATAGCTCACGCTGTAGGTATCTCAGTTCGGTGTAGGTCGTTCCGCTCCA
AGCTGGGCTGTGTGCACGAACCCCGTTCCAGCCGACCCTGCGCCTTATCCGGTAACTATCGTCTTGAGTCCAACC
CGGTAAGACACGACTTATCGCCACTGGCAGCAGCCACTGGTAACAGGATTAGCAGAGCGAGGTATGTAGGCGGTGCTA
CAGAGTTCCTGAAGTGGTGGCCTAACTACGGCTACACTAGAAGAACAGTATTTGGTATCTGCGCTCTGCTGAAGCCAGT
TACCTTCGGAAAAAGAGTTGGTAGCTCTTGATCCGGCAAACAACCACCGCTGGTAGCGGTGGTTTTTTTTGTTTGCAAG
CAGCAGATTACGCGCAGAAAAAAGGATCTCAAGAAGATCCTTTGATCTTTTCTACGGGGTCTGACGCTCAGTGGAAACG
AAAACCTCACGTTAAGGGATTTTGGTCATGAGATTATCAAAAAGGATCTTACCTAGATCCTTTTAAATTA AAAATGAAGTTT
TAAATCAATCTAAAGTATATATGAGTAACTTGGTCTGACAGTTAGAAAAACTCATCGAGCATCAAATGAAACTGCAATTTA
TTCATATCAGGATTATCAATACCATATTTTTGAAAAAGCCGTTTTCTGTAATGAAGGAGAAAACTCACCGAGGCAGTTCAT
AGGATGGCAAGATCCTGGTATCGGTCTGCGATTCCGACTCGTCCAACATCAATACAACCTATTAATTTCCCTCGTCAA
AATAAGGTTATCAAGTGAGAAATCACCATGAGTGACGACTGAATCCGGTGAGAATGGCAAAAGTTTATGCATTTCTTTCC
AGACTTGTTCAACAGGCCAGCCATTACGCTCGTCATCAAAATCACTCGCATCAACCAAACCGTTATTCATTCGTGATTGC
GCCTGAGCGAAACGAAATACGCGATCGCTGTTAAAAGGACAATTACAAACAGGAATCGAATGCAACCGGCGCAGGAAC
ACTGCCAGCGCATCAACAATATTTTCACTGAATCAGGATATTCTTCTAATACCTGGAATGCTGTTTTCCAGGGATCGCA
GTGGTGAGTAACCATGCATCATCAGGAGTACGGATAAAATGCTTGATGGTTCGGAAGAGGCATAAATTCCGTCAGCCAGT
TTAGTCTGACCATCTCATCTGTAACATCATTGGCAACGCTACCTTTGCCATGTTTCAGAAACAACCTCTGGCGCATCGGGC
TTCCATACAATCGATAGATTGTGCGACCTGATTGCCCGACATTATCGCGAGCCATTTATACCATATAAATCAGCATCCA
TGTTGGAATTTAATCGCGGCCTAGAGCAAGACGTTTCCCGTTGAATATGGCTCATACTCTTCTTTTTCAATATTATTGAA
GCATTTATCAGGGTTATTGTCTCATGAGCGGATACATATTTGAATGTATTTAGAAAAATAAACA AATAGGGGTTCCGCGCA
CATTTCCCGAAAAGTGCCACCTGACGTCTAAGAAACCATTATTATCATGACATTAACCTATAAAAATAGGCGTATCACGA
GGCCCTTTTGTC